

Comparison Bus Ticket Prices in Portugal

Price comparison Top 5 Bus routes

Comparing price per 100 kilometres Portugal compared to other countries

Market growth Tickets and Revenue 2022 vs. 2019 in Portugal



Key Findings:

Ticket Prices decreased 2022 compared to 2019 significantly by up to 51%

Portugal bus prices are among the **cheapest in Europe**

Decreased prices has **increased ridership** (despite Covid effects early 2022) by more than 40%

At the same **time operator's ticket revenue increased**

Thanks to all media for covering this information



<http://bitly.ws/BGdc>



<http://bitly.ws/BGeV>



<http://bitly.ws/BGfm>



<http://bitly.ws/BGgn>



<http://bitly.ws/BGhn>



<http://bitly.ws/BGkJ>

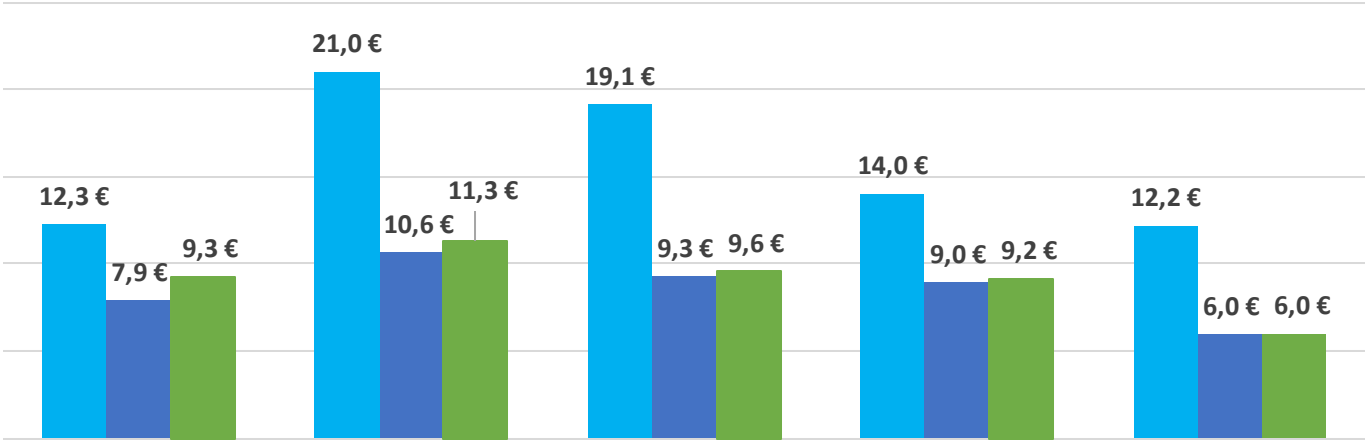


<http://bitly.ws/BGm3>

Average ticket prices for buses in EUR




■ 2019 ■ 2021 ■ 2022



Routes	Lisbon – Porto	Lisbon – Braga	Lisbon – Albufeira	Lisbon – Coimbra	Coimbra – Porto
--------	----------------	----------------	--------------------	------------------	-----------------

Difference 2022 vs 2019

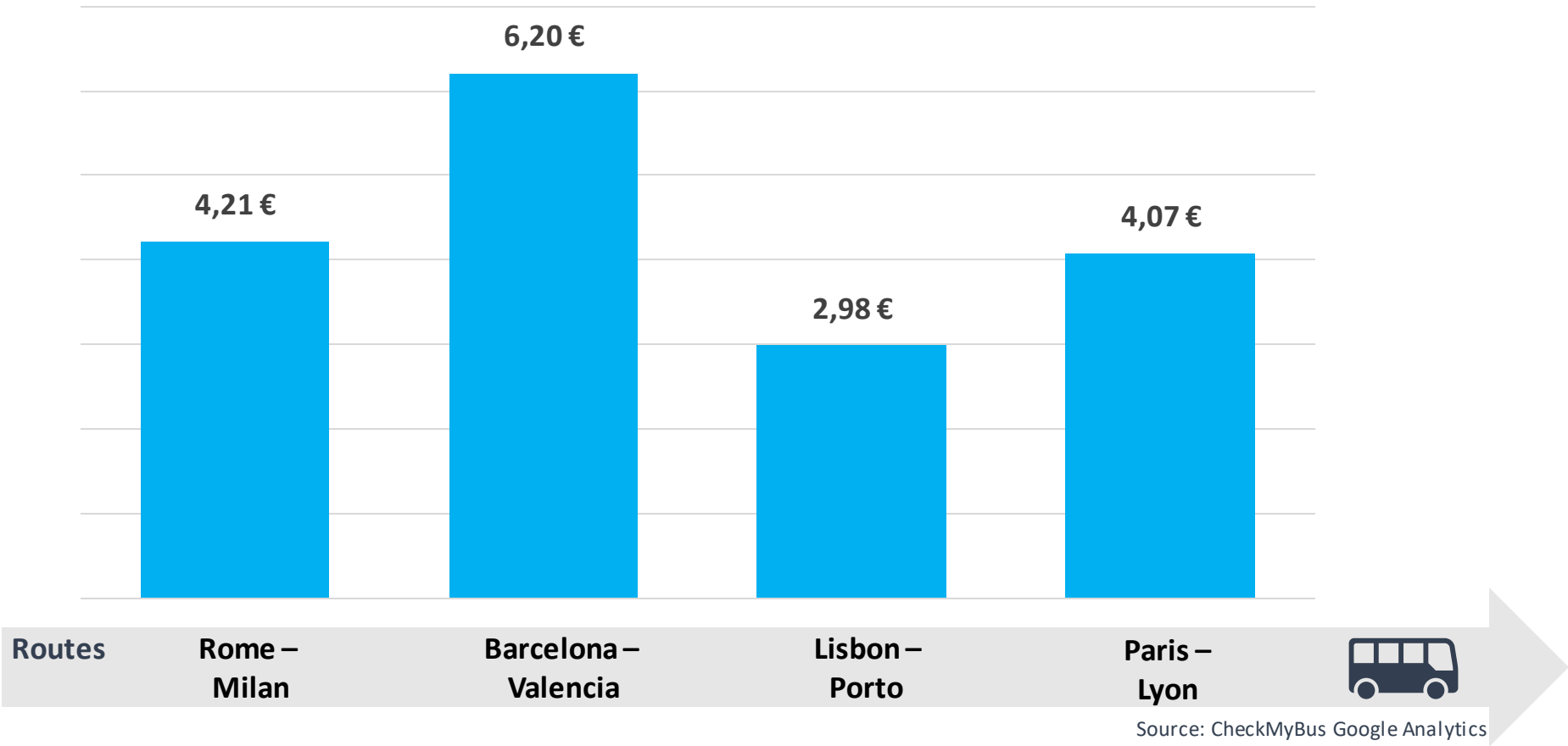


Source: CheckMyBus Google Analytics

The year 2020 was not included due to the Covid-19 pandemic, which caused a large reduction in intercity transport activity.

Travel cost per 100 kilometers in EUR

Year 2022 – comparison major routes by country

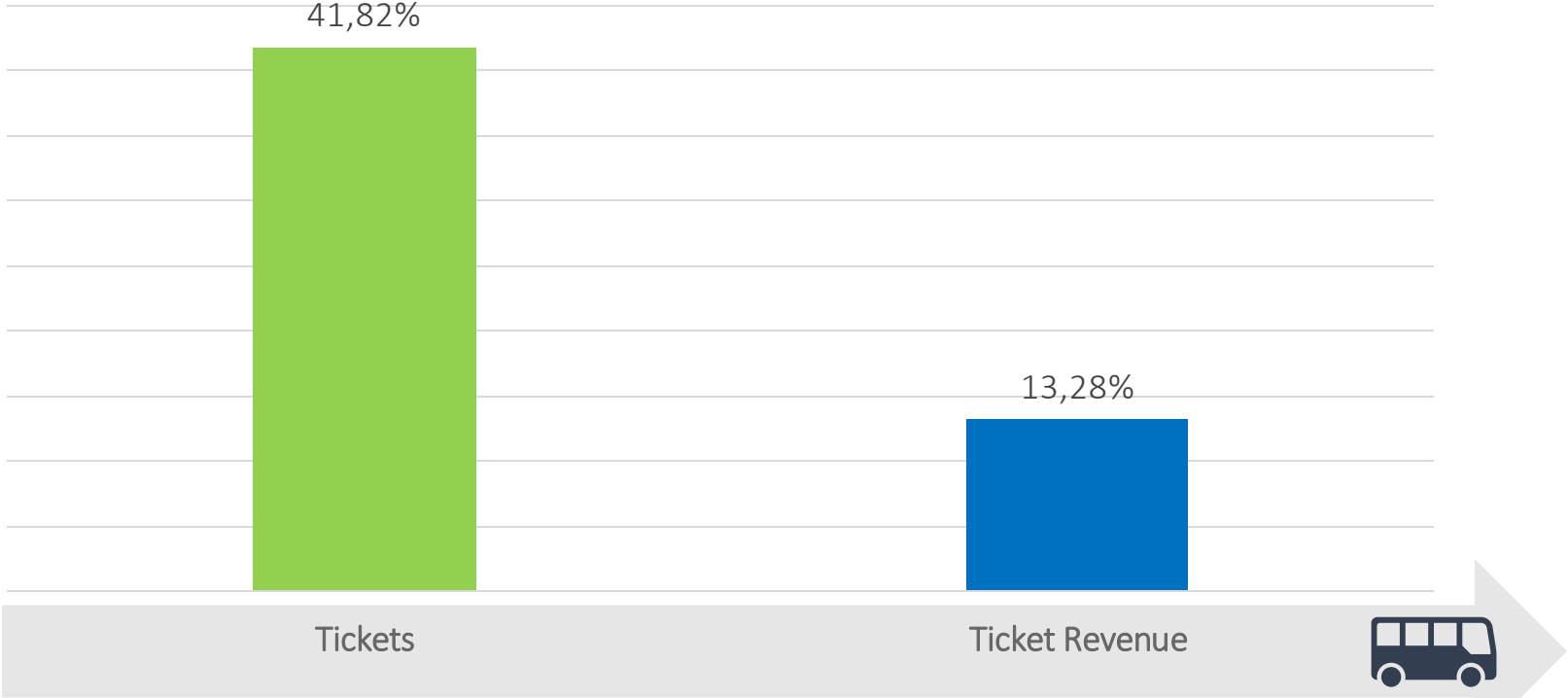


Add-on
Data

Growth Ticket Sales Portugal

2022 compared to 2019 | Online Channel

Lower prices significantly increase ticket sales



Source: CheckMyBus Google Analytics. Click-out
Quantity and Revenue | Year on year 2022 vs 2019

You would like to know more?

Please contact us:

Media: press@checkmybus.com

Bus Operators: partner@checkmybus.com

